

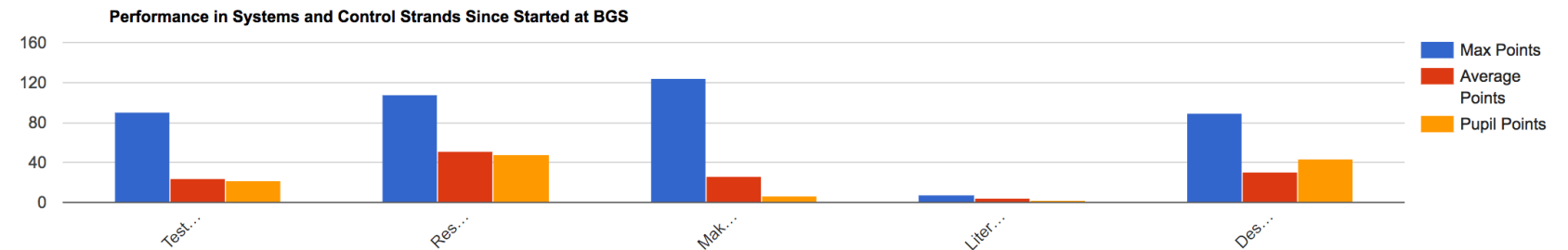
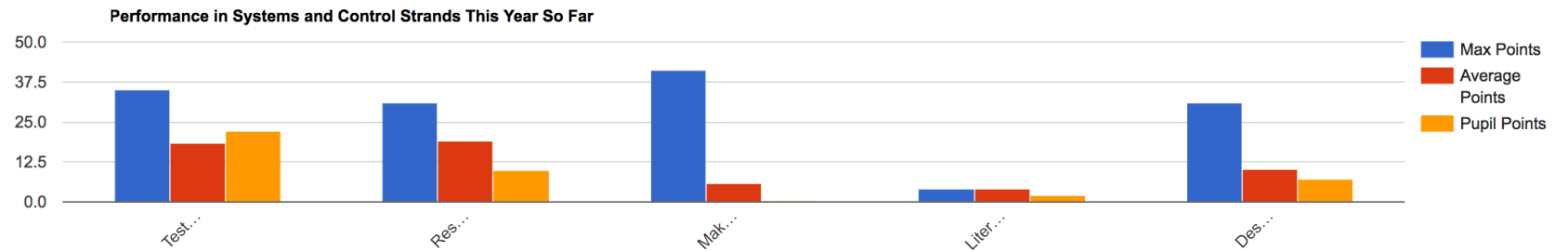
# Identifying areas to develop

This page provides you with information on your performance compared to the maximum points available and the average point the year group has attained.

From this you can see where you can develop further.

| Strand Name       | Total Points Available | Form Average Points Earned | Points You Have Earned | Percentage Of Your Earned Points |
|-------------------|------------------------|----------------------------|------------------------|----------------------------------|
| Design            | 31                     | 10.2                       | 7                      | 23%                              |
| Literacy          | 4                      | 3.9                        | 2                      | 50%                              |
| Making            | 41                     | 5.8                        | 0                      | 0%                               |
| Research          | 31                     | 19                         | 10                     | 32%                              |
| Test and Evaluate | 35                     | 18.5                       | 22                     | 63%                              |

[See Progress Details](#)



Looking at this example these are the areas this student could improve on.

| Strand Name       | Total Points Available | Form Average Points Earned | Points You Have Earned | Percentage Of Your Earned Points |
|-------------------|------------------------|----------------------------|------------------------|----------------------------------|
| Design            | 31                     | 10.2                       | 7                      | 23%                              |
| Literacy          | 4                      | 3.9                        | 2                      | 50%                              |
| Making            | 41                     | 5.8                        | 0                      | 0%                               |
| Research          | 31                     | 19                         | 10                     | 32%                              |
| Test and Evaluate | 35                     | 18.5                       | 22                     | 63%                              |

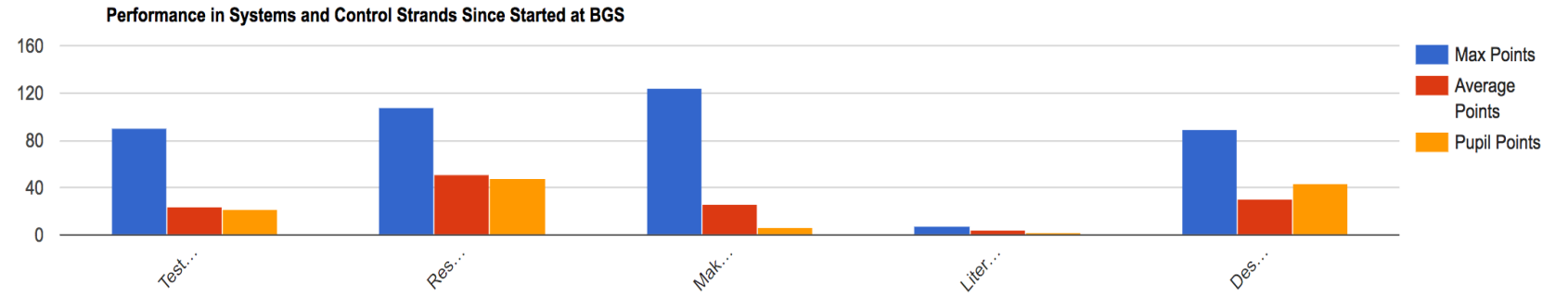
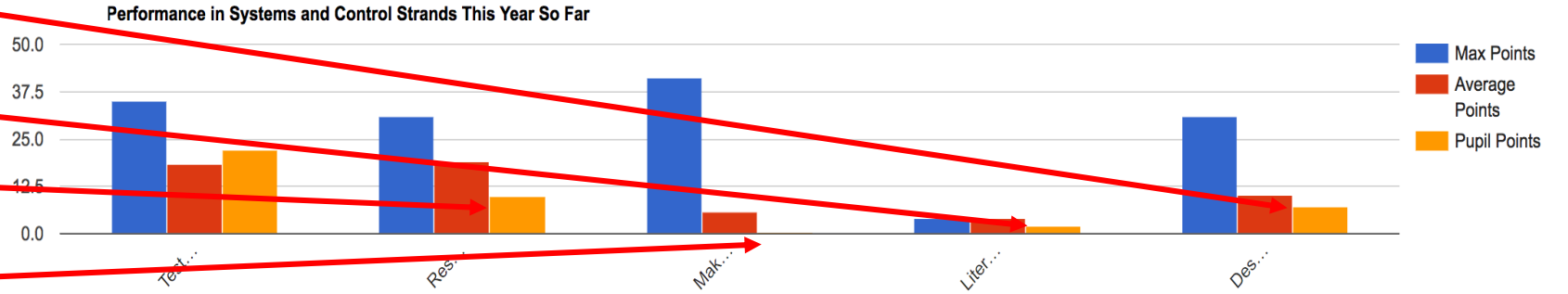
[See Progress Details](#)

Designing:

Literacy:

Research:

Making:

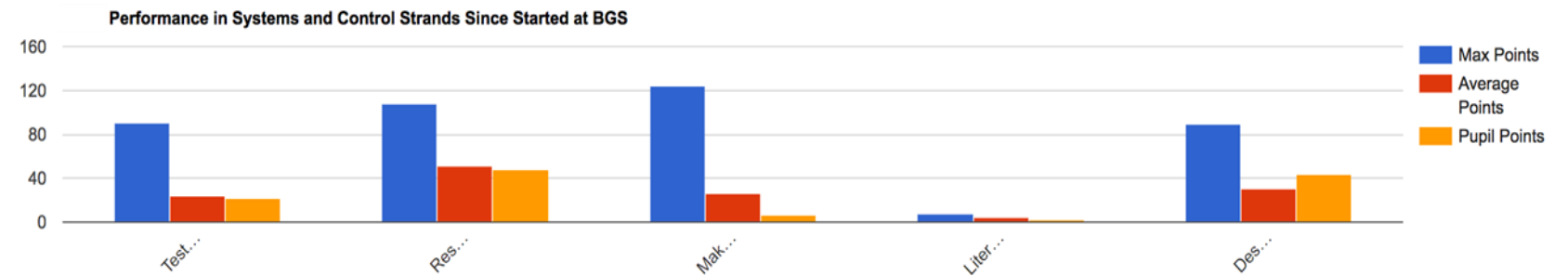
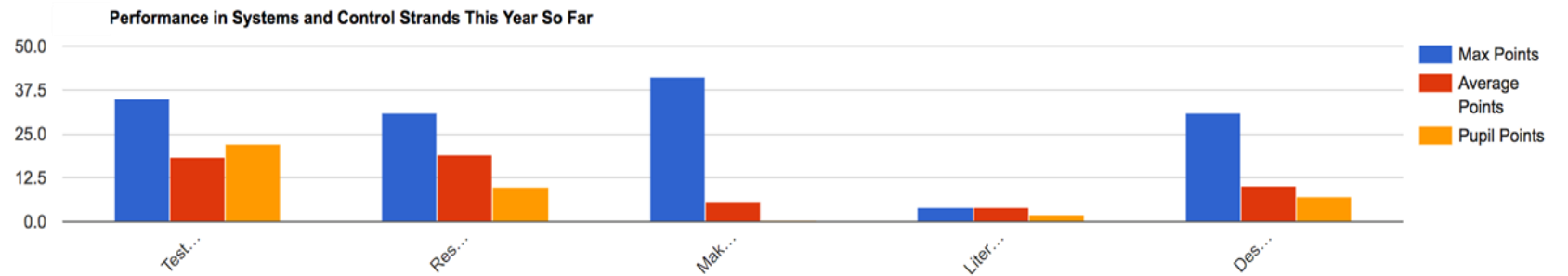


**"Making"** being the one that needs the most attention.

Once you have identified the area or areas you need to improve on click on this button which will take you to the page to help you find out what you can do to raise your points.

| Strand Name       | Total Points Available | Form Average Points Earned | Points You Have Earned | Percentage Of Your Earned Points |
|-------------------|------------------------|----------------------------|------------------------|----------------------------------|
| Design            | 31                     | 10.2                       | 7                      | 23%                              |
| Literacy          | 4                      | 3.9                        | 2                      | 50%                              |
| Making            | 41                     | 5.8                        | 0                      | 0%                               |
| Research          | 31                     | 19                         | 10                     | 32%                              |
| Test and Evaluate | 35                     | 18.5                       | 22                     | 63%                              |

[See Progress Details](#)



You can now look through all your previous projects and badges to see which ones could be re-done or completed to raise your grades. The second column indicates which area the badge is linked to. For the example, **“Making”** needed improvement, so these are the badges I would want to improve on. At the end are the points you have received.

**Once you have changed the grade, be sure to inform your teacher.**

|                         |                   |                                |          |   |
|-------------------------|-------------------|--------------------------------|----------|---|
| SC7.2 Soldering Licence | Test and Evaluate | Virtual reality                | Silver   | 0 |
| SC7.2 Soldering Licence | Test and Evaluate | Virtual reality                | Gold     | 0 |
| SC7.2 Soldering Licence | Test and Evaluate | Virtual reality                | Platinum | 0 |
| SC7.2 Soldering Licence | Research          | What's What?                   | Badge    | 0 |
| SC7.2 Soldering Licence | Research          | What's What?                   | Badge    | 2 |
| SC7.3 LED Torch         | Making            | Assembly                       | Silver   | 0 |
| SC7.3 LED Torch         | Making            | Assembly                       | Gold     | 0 |
| SC7.3 LED Torch         | Making            | Assembly                       | Platinum | 0 |
| SC7.3 LED Torch         | Design            | Circuit Design                 | Silver   | 2 |
| SC7.3 LED Torch         | Design            | Circuit Design                 | Gold     | 3 |
| SC7.3 LED Torch         | Research          | Fundamentals of Electricity    | Silver   | 2 |
| SC7.3 LED Torch         | Research          | Fundamentals of Electricity    | Gold     | 3 |
| SC7.3 LED Torch         | Research          | Fundamentals of Electricity    | Platinum | 4 |
| SC7.3 LED Torch         | Design            | Homework Tasks                 | Badge    | 0 |
| SC7.3 LED Torch         | Literacy          | Homework Tasks                 | Literacy | 0 |
| SC7.3 LED Torch         | Research          | Homework Tasks                 | Badge    | 0 |
| SC7.3 LED Torch         | Research          | LEDs                           | Silver   | 2 |
| SC7.3 LED Torch         | Research          | LEDs                           | Gold     | 3 |
| SC7.3 LED Torch         | Research          | LEDs                           | Platinum | 4 |
| SC7.3 LED Torch         | Research          | Resistors and Ohms's Law       | Silver   | 2 |
| SC7.3 LED Torch         | Research          | Resistors and Ohms's Law       | Gold     | 3 |
| SC7.3 LED Torch         | Making            | Soldering                      | Silver   | 0 |
| SC7.3 LED Torch         | Making            | Soldering                      | Gold     | 0 |
| SC7.3 LED Torch         | Making            | Soldering                      | Platinum | 0 |
| SC7.4 Mighty Mechanisms | Design            | Making your own follower parts | Silver   | 0 |
| SC7.4 Mighty Mechanisms | Design            | Making your own follower parts | Gold     | 0 |
| SC7.4 Mighty Mechanisms | Design            | Making your own follower parts | Platinum | 0 |
| SC7.4 Mighty Mechanisms | Research          | An introduction to cams        | Silver   | 2 |
| SC7.4 Mighty Mechanisms | Design            | An introduction to cams        | Gold     | 3 |
| SC7.4 Mighty Mechanisms | Design            | An introduction to cams        | Platinum | 4 |
| SC7.4 Mighty Mechanisms | Research          | An introduction to pulleys     | Silver   | 2 |